

# Amarr® Lincoln

## Value Traditional Steel Garage Doors



Long Panel design with Stockton DecraTrim in True White

**Traditional style. Exceptional value.** The Amarr Lincoln collection combines unique, yet timeless traditional designs and color options with the durability & strength of steel and conventional hardware. Along with a variety of decorative window choices, this affordable collection delivers premium style at a competitive price. The Amarr Lincoln collection. A new tradition of style and value.



Flush Panel design with Frost Mosaic window option in Charcoal Gray.

Short Panel with Prairie DecraTrim (SP21)



Flush Panel (FP) with SlimLine® Clear Insulated Windows



Long Panel with Cascade DecraTrim (LP23)



Ribbed Panel (RP) with Long Panel Clear windows

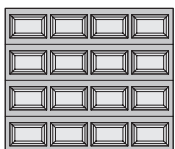


Short Panel with Jardin DecraGlass (SP75)

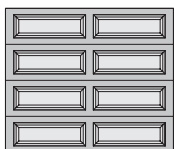


### PANEL DESIGNS


SP • SHORT PANEL



LP • LONG PANEL



FP • FLUSH PANEL



RP • RIBBED PANEL\*



\*Available in LI3138 and LI3000 only.

## Construction

### LI1000

#### Single-Layer: Steel


- Heavy-duty Exterior Steel
- Durable, Reliable, Low Maintenance



### LI2000

#### Double-Layer: Steel + Insulation


- Heavy-duty Exterior Steel
- Durable, Reliable, Low Maintenance
- Environmentally Safe Polystyrene Thermal Insulation with Vinyl Backing
- Energy Efficient
- Quiet Operation



### LI3138/LI3000

#### Triple-Layer: Steel + Insulation + Steel

- Heavy-duty Exterior and Interior Steel
- Durable, Reliable, Low Maintenance
- Environmentally Safe Polystyrene Thermal Insulation
- Two Energy Efficiency Options
- Extra Quiet Operation



## Specifications

	AMARR LINCOLN LI1000	AMARR LINCOLN LI2000	AMARR LINCOLN LI3138	AMARR LINCOLN LI3000
<b>PANEL DESIGNS</b>				
Short	•	•	•	•
Long	•	•	•	•
Flush (Steel Embossment)	Stucco	Stucco	Woodgrain	Woodgrain
Ribbed			•	•
<b>INSULATION¹</b>		Polystyrene	Polystyrene	Polystyrene
<b>U-FACTOR</b>		<b>0.32</b>	<b>0.27</b>	<b>0.23</b>
<b>R-VALUE²</b>		6.64	6.48	9.05
<b>DOOR THICKNESS</b>	2" (5.1cm)	2" (5.1cm)	1-3/8" (3.5cm)	2" (5.1cm)
<b>STEEL THICKNESS</b>	25 ga	25 ga	27/27 ga	27/27 ga
<b>INSULATED GLASS OPTION³</b>			•	•
<b>WIND LOAD³ AVAILABLE</b>	•	•	•	•
<b>PAINT FINISH WARRANTY⁴</b>	15 Years	25 Years	Lifetime	Lifetime
<b>WORKMANSHIP/HARDWARE WARRANTY⁴</b>	1 Year	2 Years	3 Years	3 Years

¹ Insulation has passed self-ignition, flamespread and smoke developed index fire testing.

² Calculated door section R-value is in accordance with DASMA TDS-163.

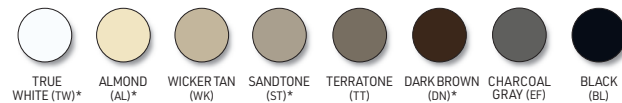
³ It is your responsibility to make sure your garage door meets local building codes.

⁴ For complete warranty details, visit [amarr.com](http://amarr.com) or contact your local Amarr dealer.

† Price upcharge applies.

Verified thermal performance rating per DASMA Thermal Performance Verification Program.

## Colors



Woodgrain finishes are dual directional for all panel designs.  
\* Available in LI1000/LI2000 Flush Panel with Stucco texture.

Amarr doors are pre-painted; homeowners can use exterior latex paint for custom colors. Visit [amarr.com](http://amarr.com) for painting instructions.  
Non-factory painting of garage door voids the paint finish warranty.

**Amarr Color Zone**  
Over 800 Sherwin-Williams® SnapDry™ paint colors; approved color list is at [amarr.com/amarr\\_color\\_zone](http://amarr.com/amarr_color_zone).  
Check your local Sherwin-Williams store for paint chips.



Door specifications and technical data subject to change without notice. Sectional door products from Amarr Company may be the subject of one or more U.S. and/or foreign, issued and/or pending, design and/or utility patents.  
Amarr as word and logo are trademarks belonging to Amarr Company, owned by ASSA ABLOY.  
©ASSA ABLOY Printed in USA Form #6770225/50M/RRD

## Glass Options

Insulated glass¹ available in Clear, Frost and Dark Tint.

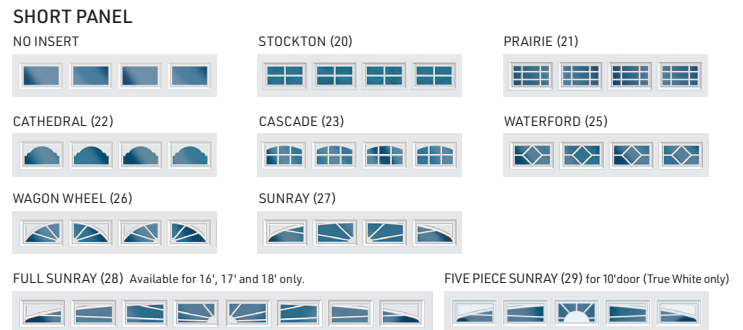


## SlimLine Windows NEW

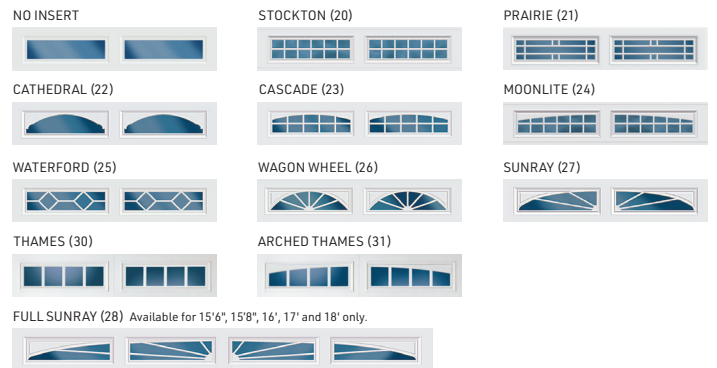
SlimLine window size is the same width and half the height of a standard Long Panel window.  
Black or white frame only. Available with Clear, Frost, or Dark Tint single-pane or insulated glass.  
Available for Lincoln LI3138/LI3000 Flush and Ribbed panel designs only.

## DecraTrim Window Inserts

Window inserts shown on Clear glass; inserts also available with Obscure, Frost and Dark Tint glass.

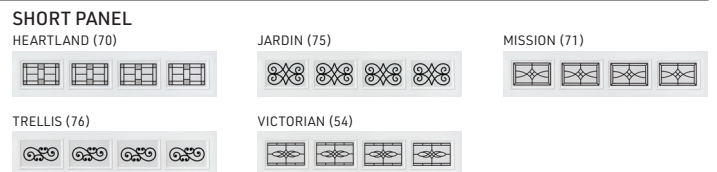


## LONG PANEL

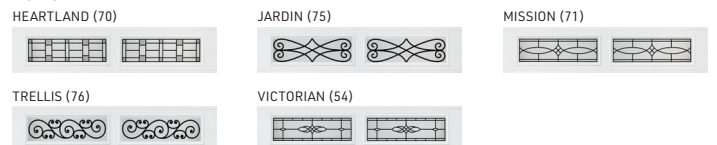


## DecraGlass™ Windows

Tempered obscure glass with baked-on ceramic designs; design visibility varies due to lighting.



## LONG PANEL



## Mosaic Window Options



### The choice is yours.

Add visual interest to your contemporary, mid-century modern or transitional home. With Mosaic Window Options you decide the number and location of windows to create the door design you want. Visit [amarr.com/mosaic](http://amarr.com/mosaic) for design inspirations.



**Amarr Company**  
165 Carriage Court  
Winston-Salem, NC 27105  
800.503.DOOR  
[www.amarr.com](http://www.amarr.com)

Part of ASSA ABLOY



Amarr participates in the DASMA Thermal Performance Verification Program. The program verifies the thermal performance of a complete sectional door assembly. The lower the U-factor rating, the better the thermal performance.